

# Fröling S3 Must-Have Features for Feel-Good Heating!



- The Fröling S3 is Lambda controlled, which means it continuously monitors and adjusts combustion and exhaust parameters through the entire burn cycle giving the cleanest burn possible and allowing the S3 to achieve high efficiency levels.

- The Lambda control helps you burn smart. The boiler resets when door is opened, it tells you how much wood to add, and if you add too much it will adjust its output.

- High velocity exhaust reduces the need for brushing.
- External heat exchange cleaning lever virtually eliminates the need for heat exchange hand brushing.
- Six inch exhaust flue collar for all models makes installation easier.
- Vertical heat exchange tubes allow ash to settle out naturally reducing the need to brush.
- A special ash cleanout door directly below the heat exchange tubes makes ash removal a snap.



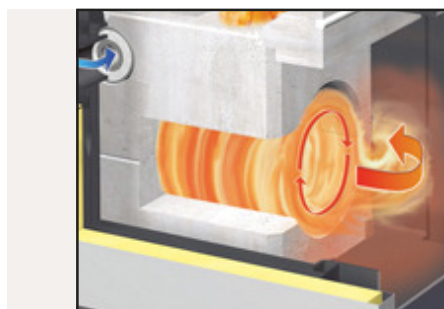
- Generous firebox sizes-beneficial for those with access only to soft woods, such as spruce, pine, fir, birch, and poplar.

- Steel cladding prevents wood bridging for a more stable combustion and firebox wall protection.

- Ignition port on front of boiler for easy start-up. Start-up can often be accomplished with no kindling and gasification begins in minutes.




See start-up video at [woodboilers.com](http://www.woodboilers.com)



- No steel components located in the combustion chamber zone to wear out.


- Long combustion chamber life with over 250 lbs of high grade refractory.

- Gases enter tangentially into the vortex combustion chamber ensuring proper mixture of gases and pre-metered heated secondary air for complete combustion.




- Air dampers located out of harm's way. No dropped wood and no debris to foul operating parts.
- The Lambdatronic control will recognize when usable fire has been depleted and close the primary and secondary air dampers in addition to shutting off fan to maintain hot coals for extended periods for easy restarting. This also limits heat losses through the chimney.

- Smoke extraction passage prevents smoke from escaping into the room while loading.
- Extra thick door insulation.
- Heavy duty adjustable latches and hinges.
- Heavy duty gaskets for long life.
- Replaceable roller catches on main doors.



- The boiler is equipped with a variable speed, integrated, induced draft fan for easy boiler starts even when the flue is cold. It also helps eliminate smoke leakage during start-up which is common on boilers without an induced draft fan.
- The fan is removable and rides on rubber dampers to reduce noise transmission and increase fan motor life.

- Solid skid base with insulating "belly pan".
- Superior insulation for radiation losses through the boiler jacket of less than .7%.



- Built-in storage tank controls and monitoring standard with every S3 Turbo, sensors are included.
- The boiler system can be easily controlled from your living room with the room console. It is extremely easy to view all important values and status messages.
- With Fröling's Visualization Software (which is installed on a computer or laptop), the boiler system can be monitored and adjusted via an Ethernet connection.

- Approved for 2020 EPA emissions levels.
- We have one of the best warranties in the market which includes a **20 year** pro-rated warranty on the pressure vessel.

